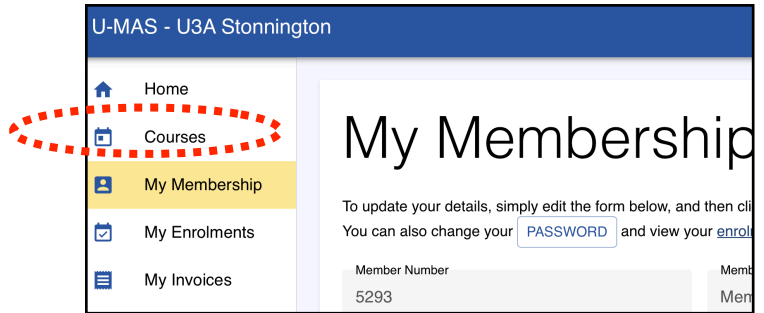
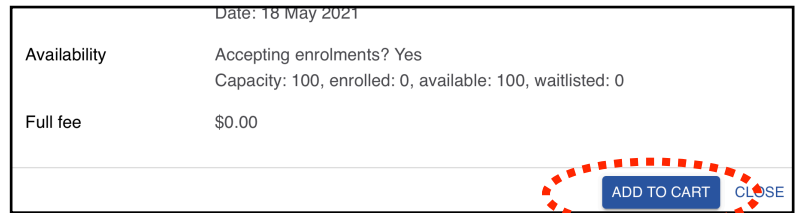


How to enrol in courses


After logging in, select **Courses**.



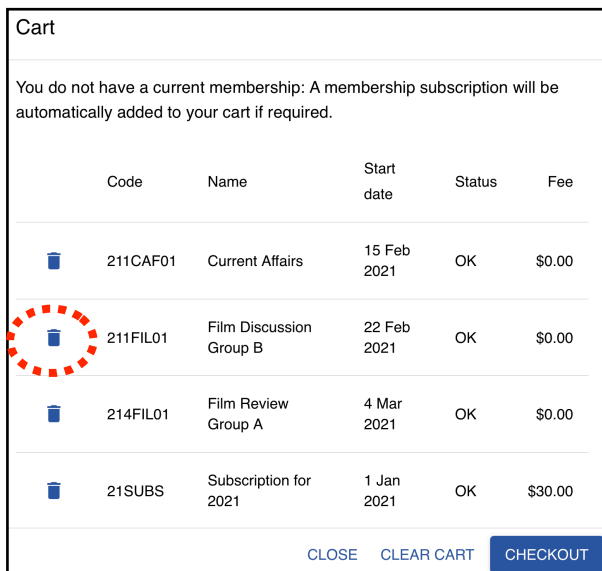
When you open each course to read its details, you can use the blue **ADD TO CART** button at its foot.



C marks a course after added to your cart.



Top of your screen will show the number of courses in your cart. Select **CART**.



To delete an item from Cart select its bin icon.

Select **CHECKOUT**.

You are asked to tick a box to agree to **Membership Terms and Conditions**.

